

# ACCEPTABLE ID FOR NAFA ACCESS


- VALID FOR JAPANESE NATIONALITY-  
(日本国籍の方)

These four are the only acceptable ID to access.

(下記の4種のみが本人確認書類として有効。健康保険証や学生証等は無効。)

## 01. Japanese Pass Port

(パスポート)




## 02. Driver's License with Document A or B

(運転免許証と下記の本籍地記載のある書類のセット)



A. Kisai-Inji-Hyo  
(記載印字票)



B. Jumin-Hyo

(発行日より90日以内の本籍地記載の住民票)



+

or  
または

## 03. Jumin-Kihon-Daicho-Card

(住民基本台帳カード)



## 04. My Number Card

(マイナンバーカード)



Required all visitors 16 age of and above. ID must be valid.  
(16歳以上の訪問者は必須。有効期限内の本人確認書類のみ有効。)


# ACCEPTABLE ID FOR NAFA ACCESS

- VALID FOR NON JAPANESE NATIONALITY-  
(外国籍の方)

These three are the only acceptable ID to access.  
(下記の3種のみが本人確認書類として有効。)

## 01. Pass Port with Valid Landing VISA

(パスポートと有効なビザ-上陸許可証-)



Landing VISA from Japanese Immigration  
(入国審査局の上陸許可証)



This VISA will be stamped on Pass Port

## 02. Residence Card

(在留カード)



## 03. Special Permanent Residence Certificate

(特別永住者証明書)



Alien Registration Card is not valid.

(外国人登録証明証は無効です。)

Required all visitors 16 age of and above. ID must be valid.

(16歳以上の訪問者は必須。有効期限内の本人確認書類のみ有効。)

Dual nationality must bring both identification from each country.

(多重国籍者は取得国籍の本人確認書類を提示して下さい。)

Certain nationality needs to be complete security back ground check before access NAF Atsugi.

(国籍により訪問の事前に身元審査を完了しなければいけない。)

If you have any questions, please contact with Pass & ID office.

(その他の質問がありましたら、厚木パス室まで問い合わせ下さい。)